

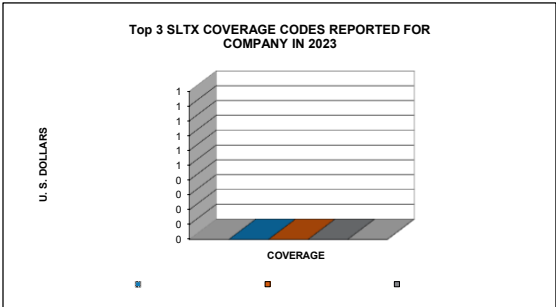
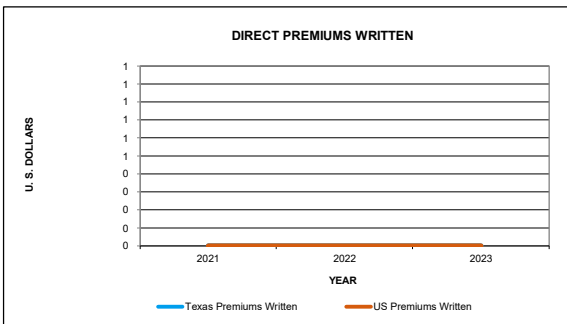
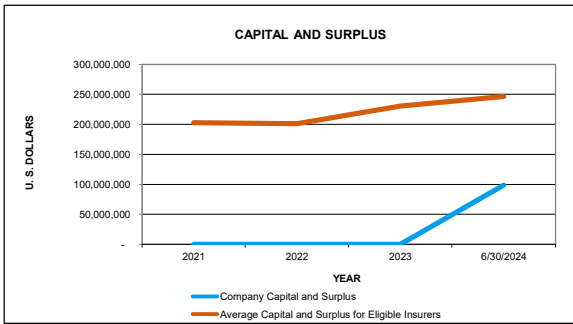
Emerald Bay Specialty Insurance Company				Issue Date:	10/21/2024
Insurer #:	13766792	NAIC #:	17527	AMB #:	021716

U.S. Insurer - 2024 EVALUATION

Key Dates	Location	A.M. Best Rating	Group Information
TDI Initial Date 25-Jun-24	Domicile Arizona	Excellent	Insurance Group NA
Incorporation Date 4-Oct-23	Main Administrative Office 177 Madison Avenue, Suite 1004 Boston MA 02116	A- Mar-24	Parent Company Emerald Bay Risks Solutions LLC
Commenced Business 25-Mar-24			Parent Domicile Delaware

	6/30/2024	2023	2022	2021
Capital & Surplus	99,026,000	0	0	0
Underwriting Gain (Loss)	(3,381,000)	0	0	0
Net Income After Tax	(2,273,000)	0	0	0
Cash Flow from Operations		0	0	0
Gross Premium		0	0	0
Net Premium	9,184,000	0	0	0
Direct Premium Total	9,184,000	0	0	0
Direct Premium in Texas (Schedule T)		0	0	0
% of Direct Premium in Texas		0%	0%	0%
Texas' Rank in writings (Schedule T)		-	-	-
SLTX Premium Processed				
Rank among all Texas S/L Insurers				
Combined Ratio		0%	0%	0%
IRIS Ratios Outside Usual Range		0	0	0

1- Gross Premium to Surplus	2- Net Premium to Surplus	3- Change in Net Premium Written (%)
0.00%	0.00%	0.00%
<i>Usual Range: Less than 900%</i>	<i>Usual Range: Less than 300%</i>	<i>Usual Range: Between -33% and 33%</i>
4- Surplus Aid Ratio	5- Two Year Operating Ratio	6- Investment Yield
0.00%	0.00%	0.00%
<i>Usual Range: Less than 15%</i>	<i>Usual Range: Less than 100%</i>	<i>Usual Range: Between 2% and 5.5%</i>
7- Gross Change in Surplus (%)	8- Net Change in Surplus (%)	9- Liabilities to Liquid Assets
0.00%	0.00%	0.00%
<i>Usual Range: Between -10% and 50%</i>	<i>Usual Range: Between -10% and 25%</i>	<i>Usual Range: Less than 100%</i>
10- Agents Balances to Surplus	11- One Year Development to Surplus	12- Two Year Development to Surplus
0.00%	0.00%	0.00%
<i>Usual Range: Less than 40%</i>	<i>Usual Range: Less than 20%</i>	<i>Usual Range: Less than 20%</i>
13- Current Estimated Reserve Deficiency		
0.00%		
<i>Usual Range: Less than 25%</i>		



2023 Premiums by Line of Business (LOB)

2023 Losses Incurred by Line of Business (LOB)
--